



ಬೃಹತ್ ಬೆಂಗಳೂರು ಮಹಾನಗರ ಪಾಲಿಕೆ
Bruhat Bengaluru Mahanagara Palike



BBMP COVID-19 WAR ROOM 03.04.2022



OVERVIEW OF COVID-19 IN BENGALURU

CASE TRENDS ACTIVE CASES **1,398**

<u>Confirmed Cases</u>	<u>Recovered Cases</u>	<u>Death Cases</u>
49 17,81,768 #	48 17,63,408 #	0 16,962 #

HOSPITALIZATION **19**

<u>ICU – V</u>	<u>ICU</u>	<u>HDU</u>	<u>General</u>
5	2	5	7

INCLUDES GOVT. QUOTA AND PRIVATE WALK-IN HOSPITALIZATION

VACCINATION **6,937** 1,84,62,230 #

<u>First Dose</u>	<u>Second Dose</u>	<u>Precaution Dose</u>
1,957 93,37,836 #	4,411 87,90,535 #	569 3,33,859 #

TRIAGING

MTU
1

Tele Triage
35

ACTIVE CZs

0

MCZs (< 5 cases)
0

Clusters (> 5 cases)
0

TESTING **4,080** 2,96,59,206 #

<u>RAT</u>	<u>RTPCR</u>
319	3,761

Positivity : 0.53%
*FOR LAST 7 DAYS

: indicates cumulative numbers till date



ABSTRACT OF COVID-19 SCENARIO IN BENGALURU


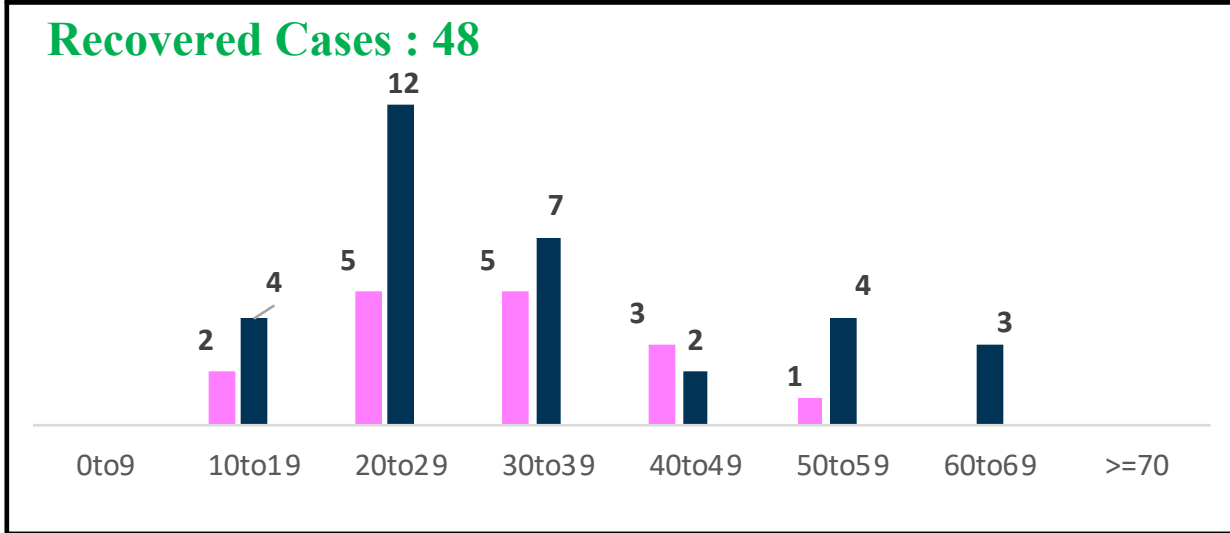
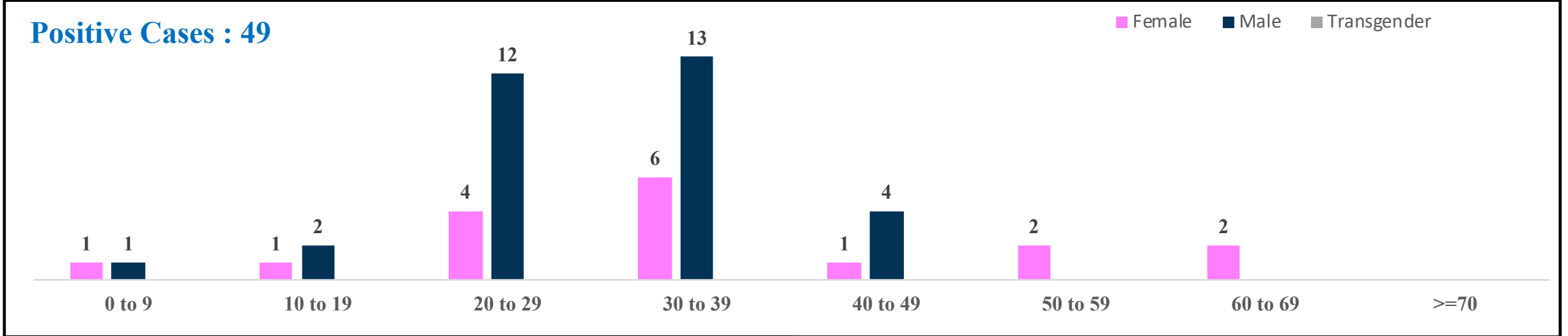


	MALE			FEMALE			TRANSGENDER			TOTAL		
	Last 24 Hours	Last 7 Days	Cumulative	Last 24 Hours	Last 7 Days	Cumulative	Last 24 Hours	Last 7 Days	Cumulative	Last 24 Hours	Last 7 Days	Cumulative
Positive Cases	32	195	10,53,865	17	101	7,27,712	0	0	191	49	296	17,81,768
Recovered Cases	32	299	10,41,735	16	178	7,21,490	0	0	183	48	477	17,63,408
Death Cases	0	0	10,744	0	1	6,214	0	0	4	0	1	16,962
Total Tests Done	In Last 24 hrs. : 4,080			In last 7 days : 55,881			Cumulative : 2,96,59,206					
Vaccine Doses Administered	In Last 24 hrs. : 6,937			In last 7 days : 1,07,608			Cumulative : 1,84,62,230					
ACTIVE CASES									1,398			

*Covid deaths occurred today : 00 | Covid deaths occurred beyond last 24 hrs., reported today : 00

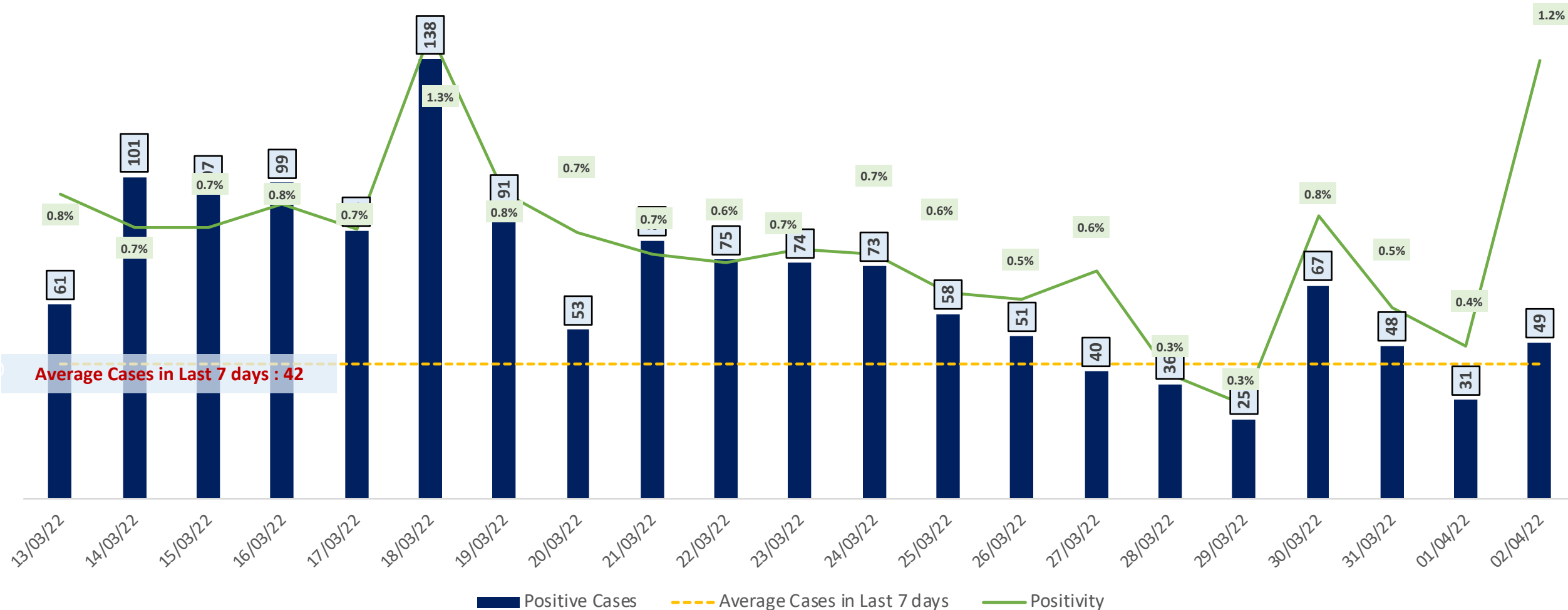


LAST 24 HOURS AGE GROUP AND GENDER WISE DISTRIBUTION



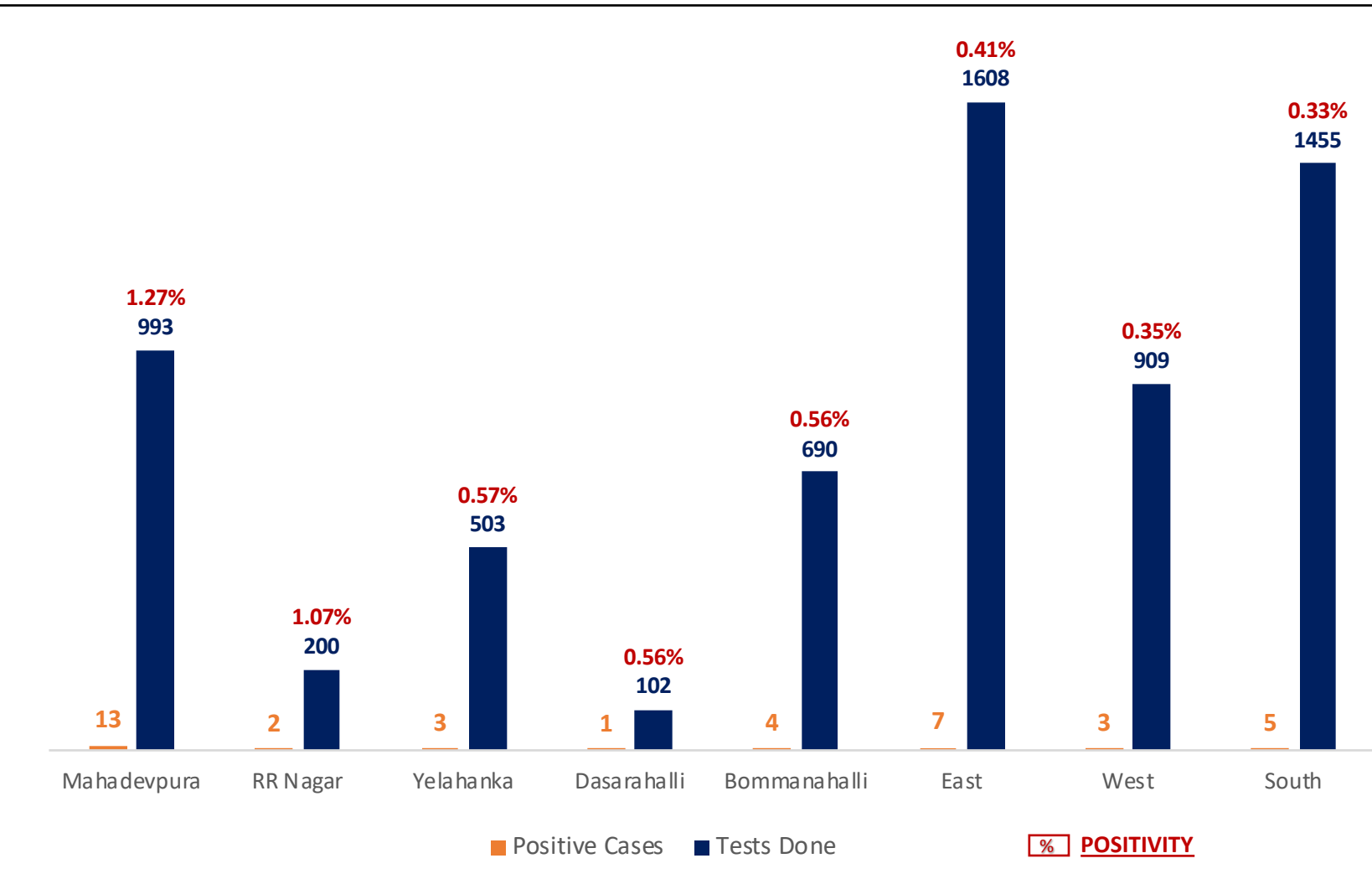


POSITIVITY RATE OF BENGALURU – LAST 21 DAYS





ZONE WISE COVID19 CASE MANAGEMENT FOR LAST 7 DAYS



Zone Name	Hospital/ CCC	Home isolation	Under Tracing
BOMMANAHALLI	3.13%	96.88%	0.00%
DASARAHALLI	0.00%	100.00%	0.00%
EAST	6.82%	93.18%	0.00%
MAHADEVAPURA	0.00%	100.00%	0.00%
RR NAGAR	0.00%	100.00%	0.00%
SOUTH	3.85%	96.15%	0.00%
WEST	0.00%	100.00%	0.00%
YELAHANKA	0.00%	100.00%	0.00%



TESTING TRENDS IN BENGALURU

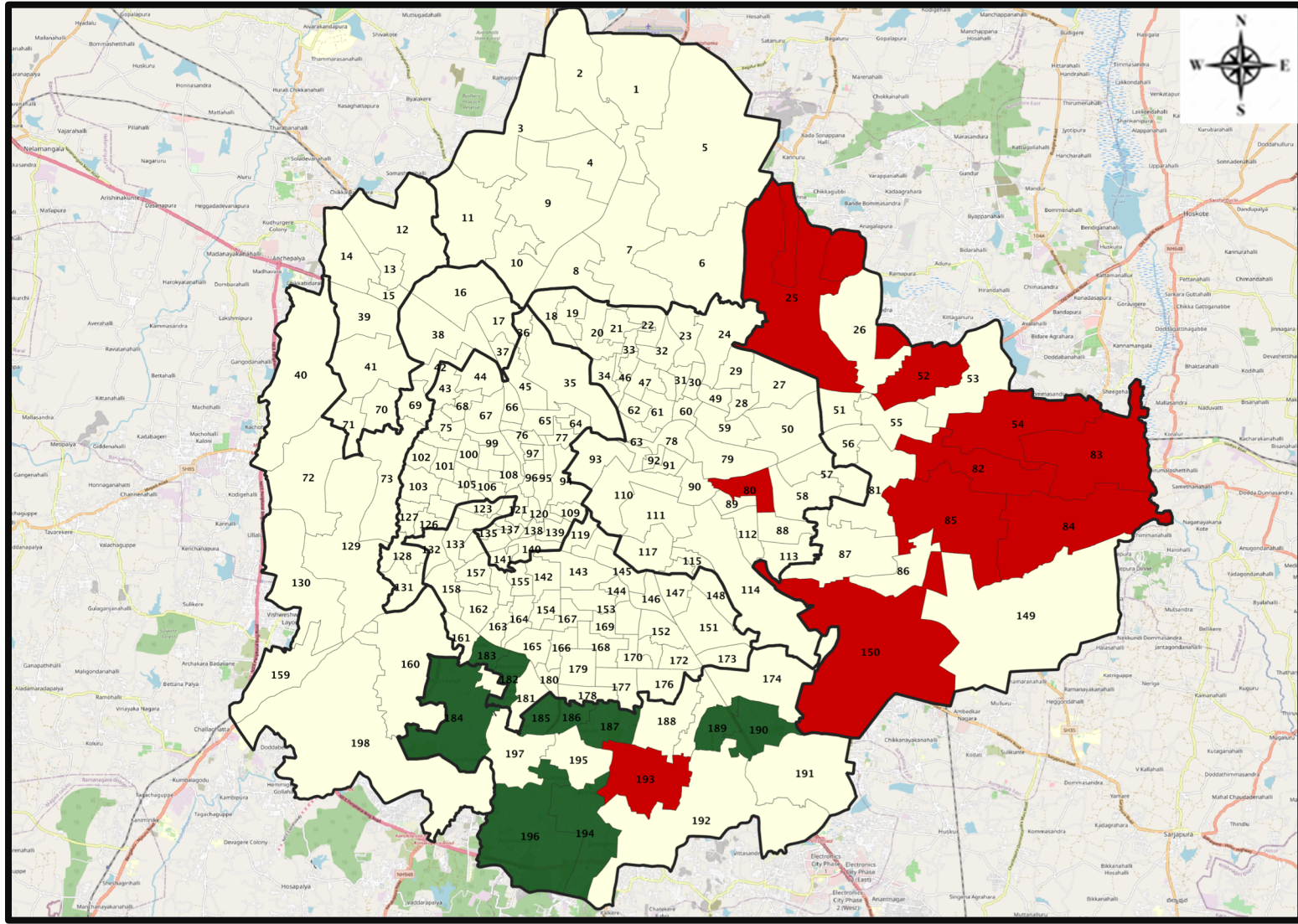


Total Test Conducted Till Date	Test Conducted Last 24 hours	Last 7 Days Average
2,96,59,206	4,080	7,983





BENGALURU URBAN MAP SHOWING TREND OF POSITIVE CASES IN LAST 7 DAYS



Top 10 wards reporting highest number of positive cases in last 7 days

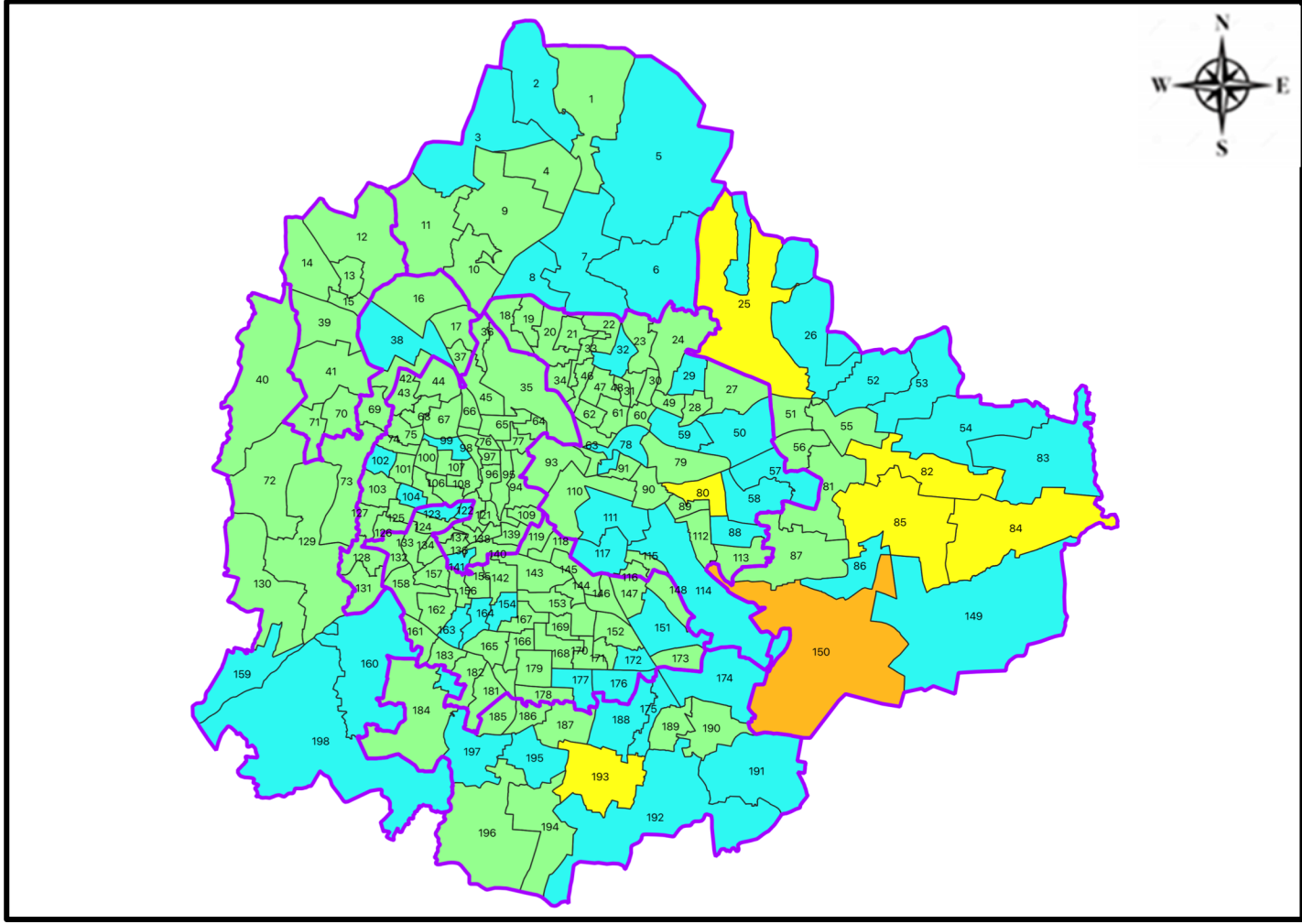
Ward No.	Ward Name	Daily Cases Average
150	Bellanduru	3
85	Dodda Nekkundi	1
25	Horamavu	1
80	Hoysala Nagar	1
82	Garudachar Palya	1
84	Hagadur	1
193	Arakere	1
52	K R Pura	1
54	Hudi	1
83	Kadugodi	1







Top 10 wards reporting least number of positive cases in last 7 days

Ward No.	Ward Name	Daily Cases Average
196	Anjanapura	0
194	Gottigere	0
190	Mangammanapalya	0
189	Hongasandra	0
187	Puttenahalli	0
186	Jaraganahalli	0
185	Yelchenahalli	0
184	Uttarahalli	0
183	Chikkalsandra	0
182	Padmanabha Nagar	0



BENGALURU MAP SHOWING INTENSITY OF POSITIVE CASES IN LAST 7 DAYS



-  Level 1 : 0 to 1 Cases
-  Level 2 : 1 to 05 Cases
-  Level 3 : 05 to 10 Cases
-  Level 4 : 10 to 25 Cases
-  Level 5 : More than 25 Cases
-  Zone Boundaries



GOVT. QUOTA COVID BED STATUS AS ON 03.04.2022



SR. NO.	Facility Type	No. of Hospital	Total Allocated Beds for C+ Patients					Occupied Beds for C+ Patients					Net Available Beds for C+ Patients				
			Gen Beds	HDU	ICU Beds	ICU-V	Total	Gen Beds	HDU	ICU Beds	ICU-V	Total	Gen Beds	HDU	ICU Beds	ICU-V	Total
1	Government Medical Colleges	4	120	255	33	27	435	0	0	0	0	0	120	255	33	27	435
2	Government Hospitals	18	637	292	74	95	1,098	1	1	0	0	2	636	291	74	95	1,096
3	Private Medical Colleges	12	178	200	66	35	479	0	0	0	0	0	178	200	66	35	479
4	Private Hospitals	32	181	61	49	42	333	1	0	1	5	7	180	61	48	37	326
5	Covid Care Centre	1	50					0					50				
Total Beds		67	1,166	808	222	199	2,395	2	1	1	5	9	1,164	807	221	194	2,386

* Status as on 03.04.2022 – 04:30 PM



ACTIVE PATIENTS ADMITTED UNDER GOVT. QUOTA



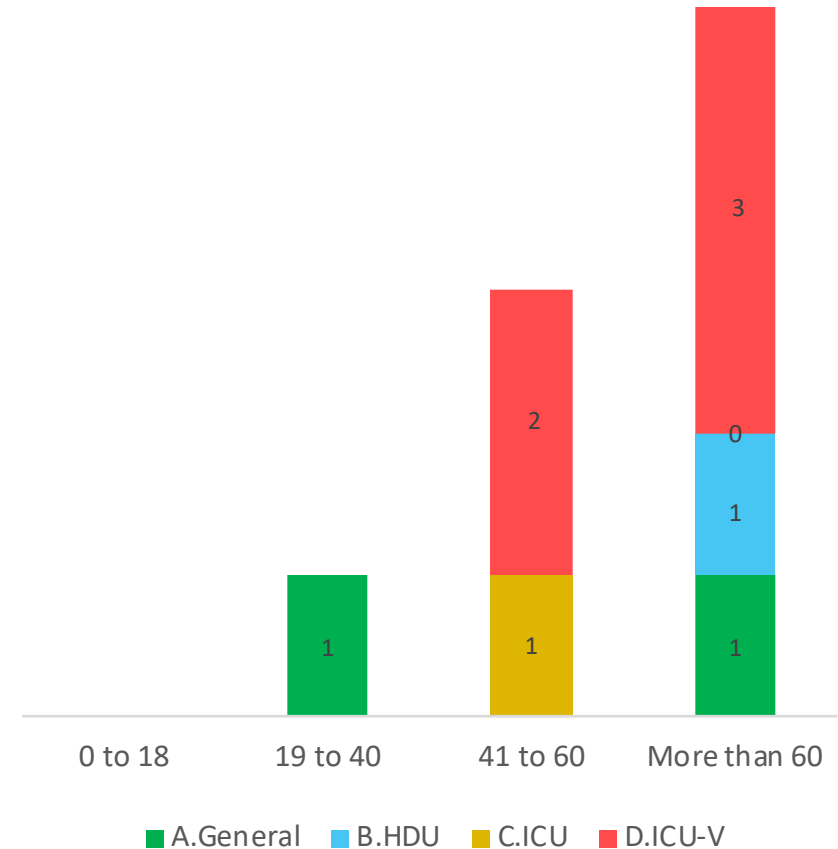
Admission By Bed Type And Number Of Days From Date Of Admission

Days in Hospital	General	HDU	ICU	ICU-V	Total
0 to 7 Days					
8 to 14 Days					0
15 to 21 Days					0
Beyond 21 days	2	1	1	5	9
TOTAL	2	1	1	5	9

* Only Government Quota Admissions through CHBMS considered

* Status as on 03.04.2022 – 05:00 PM

Age Group Distribution Of Active Hospital Admission



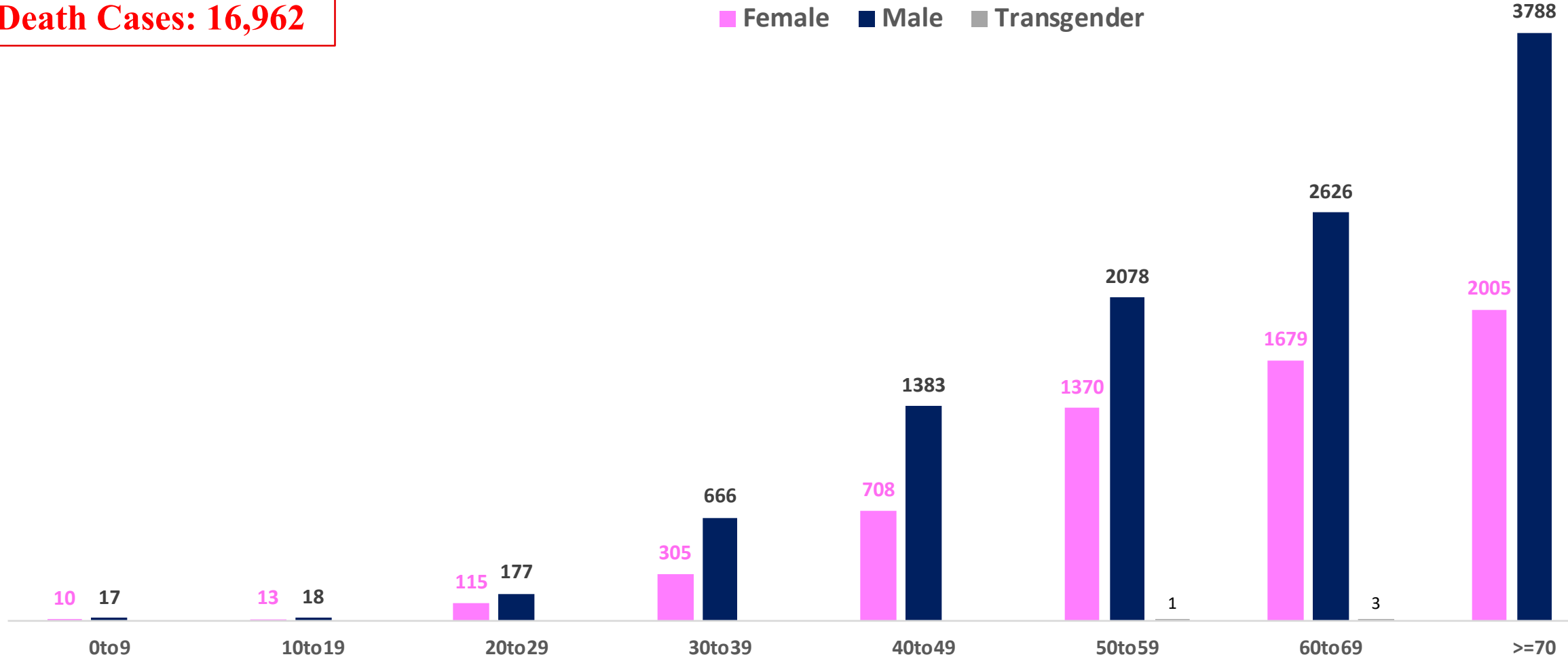


AGE AND GENDER WISE DISTRIBUTION OF DEATH CASES



Death Cases: 16,962

Female Male Transgender





VACCINATION COVERAGE AS ON 02.04.2022

Total Doses Administered

1,84,62,230

▲ 6,937

12-14 years

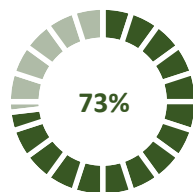
* Eligible Population 2.82 Lakhs

1ST DOSE

32,082

Doses administered

▲ 490



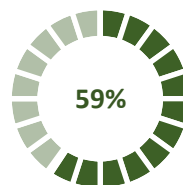
Total 15-18 years Population : 4.42 Lakhs

1ST DOSE

3,23,938

Doses administered

▲ 1266



2ND DOSE

2,62,644

Doses administered

▲ 559

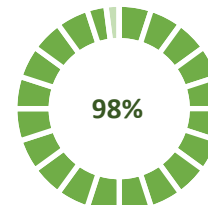
Total adult Population : 91.7 Lakhs

1ST DOSE

89,81,816

Doses administered

▲ 201

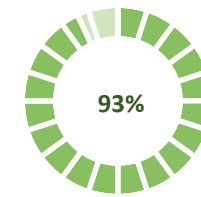


2ND DOSE

85,27,891

Doses administered

▲ 3,852



Priority Group*

Health Care Workers

Dose 1

2,10,259

Doses administered

▲ 0

Dose 2

2,05,846

Doses administered

▲ 15

Frontline Workers

Dose 1

3,81,724

Doses administered

▲ 0

Dose 2

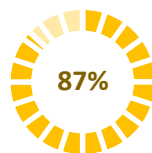
3,71,792

Doses administered

▲ 13

18 - 44 Years Coverage

Dose 1

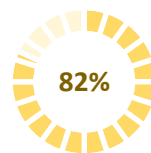


57,20,161

Doses administered

▲ 177

Dose 2



53,87,520

Doses administered

▲ 2,914

PRECAUTION DOSE



3,33,859

Doses administered

▲ 569

PRECAUTION DOSES ADMINISTERED

Health Care Workers

62,108

Booster Doses administered

▲ 52

Front Line Workers

47,602

Booster Doses administered

▲ 62

60 + Years Coverage

2,24,149

Booster Doses administered

▲ 455

45 - 59 Years Coverage

Dose 1

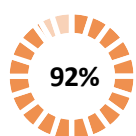


16,91,803

Doses administered

▲ 17

Dose 2



16,26,969

Doses administered

▲ 574

60 + Years Coverage

Dose 1



9,77,869

Doses administered

▲ 7

Dose 2



9,35,764

Doses administered

▲ 336



COVID-19 SCENARIO IN BENGALURU AND OTHER METROPOLITAN CITIES



CITY NAME	Positive Cases	Active Cases	Recovered	Deceased	Vaccine Doses Administered
New Delhi	18,65,215	509	18,38,553	26,153	3,26,93,668
Bengaluru*	17,81,768	1,398	17,63,408	16,962	2,12,33,619
Mumbai	10,57,154	290	10,37,305	19,559	2,05,64,545
Chennai	7,51,114	130	7,41,916	9,068	1,02,37,961
Kolkata	4,47,192	272	4,41,264	5,656	97,79,186

Source : <https://dashboard.cowin.gov.in/> at 5:00pm (03.04.2022)
Source : <https://www.covid19bharta.in/> at 5:00pm (03.04.2022)

*includes BBMP & Bengaluru Urban



SNAPSHOT OF COVID-19 CASES IN BENGALURU URBAN



**Total Wards With
<=5 Cases* :
185**

**Tests Conducted
On 02.04.2022:
4,080**

**Recovery
Rate:
98.97%**

**Total
Active Cases :
1,398**

**Total Vaccinated on
02.04.2022:
6,937**

**Positivity
Rate* :
0.53%**

**Active
Rate:
0.08%**

**Case
Fatality Rate* :
0.34%**



*Total positive cases In the past 7 days

*CFR and positivity is for Past 7 days



ಬೃಹತ್ ಬೆಂಗಳೂರು ಮಹಾನಗರ ಪಾಲಿಕೆ
Bruhat Bengaluru Mahanagara Palike



Download BBMP Bulletin	https://apps.bbmpgov.in/covid19/mediabulletin.php
For BBMPCovid19 Bed Status:	https://apps.bbmpgov.in/covid19/en/Bedstatus.php
To register for vaccination :	https://selfregistration.cowin.gov.in/
BBMP COVID19 Dashboard:	https://apps.bbmpgov.in/covid19/
Follow us on:	 www.facebook.com/bbmp.comm1/
	 twitter.com/BBMPCOMM

Issued by:

Honorable Chief Commissioner, BBMP
Special Commissioner Health & IT, BBMP
MD, Bengaluru Smart City Limited

THANK YOU !






ಆರೋಗ್ಯ ಮತ್ತು ಕುಟುಂಬ ಕಲ್ಯಾಣ ಇಲಾಖೆ

ವಿಶ್ವ ಕ್ಷಯರೋಗ ದಿನ
24ನೇ ಮಾರ್ಚ್, 2022

ರಾಷ್ಟ್ರೀಯ ಕ್ಷಯರೋಗ ನಿರ್ಮೂಲನಾ ಕಾರ್ಯಕ್ರಮ
2025ರ ವೇಳೆಗೆ ಕ್ಷಯರೋಗವನ್ನು ನಿರ್ಮೂಲನೆ ಮಾಡುವ ಗುರಿ

ಕ್ಷಯ ನಿರ್ಮೂಲನೆಗೆ ಸಂಪನ್ಮೂಲಗಳನ್ನು ಬಳಸಿ; ಜವಬು ಬಾಳಿ.

ಕ್ಷಯರೋಗಕ್ಕೆ ಮುನ್ನೆಚ್ಚರಿಕೆ ಕ್ರಮಗಳು



ಕ್ಷಯರೋಗಿಗಳು ಕೆಮ್ಮುವಾಗ ಮತ್ತು ಸೀಸುವಾಗ ಕರವಪ್ರದಿಂದ ಬಾಂಟು ಮತ್ತು ಮೂಗನ್ನು ಮುಚ್ಚಿಕೊಳ್ಳಿ.



ಸೋಪಿನಿಂದ ಕೈಗಳನ್ನು ಚೆನ್ನಾಗಿ ತೊಳೆದುಕೊಳ್ಳಿ.



ಎಲ್ಲೆಂದರಲ್ಲಿ ಕಪವನ್ನು ಉಗುಚಬೇಡಿ.




ಗಾಳಿ, ಬೆಳಕು ಸರಾಗವಾಗಿ ಬರುವಂತೆ ಮಾಡಲು ಮನೆಗಳ ತಿಟ್ಟಿ, ಬಾಗಿಲುಗಳನ್ನು ತೆರೆದಿಡಿ.

ಎರಡು ವಾರಕ್ಕಿಂತ ಹೆಚ್ಚು ಕಷ್ಟ ರಾತ್ರಿ ಬೇಡಿ ಉರ, ಬೆವರುವುದು, ಕಂಠದಲ್ಲ ರಕ್ತ, ತೂಕ ಇಳಕೆ, ಹಸಿವಾಗದಿರುವುದು ಕಂಡುಬಂದಲ್ಲಿ ತಕ್ಷಣ ಹತ್ತಿರದ ಸರ್ಕಾರಿ ಆಸ್ಪತ್ರೆಯಲ್ಲಿ ಕಳೆ ಪರೀಕ್ಷೆ ಮಾಡಿಸಿಕೊಳ್ಳಿ.


"ನಾವೆಲ್ಲರೂ ಜೊತೆಯಾಗಿ ಕರ್ನಾಟಕವನ್ನು ಕ್ಷಯರೋಗ ಮುಕ್ತ ರಾಜ್ಯವನ್ನಾಗಿಸೋಣ"

ಹೆಚ್ಚಿನ ಮಾಹಿತಿಗಾಗಿ 24x7 ಉಚಿತ ಆರೋಗ್ಯ ಸಹಾಯವಾಣಿ 104 ಕ್ಕೆ ಅಥವಾ ನಿಕ್ಷಯ ಸಹಾಯವಾಣಿ 1800116666 ಗೆ ಕರೆ ಮಾಡಿ ಇತ್ತೀಚಿನ ಆರೋಗ್ಯ ಎಚ್ಚರವನ್ನು ಆರೋಗ್ಯ


Please practice social distancing



Avoid shaking hands, high fives, and hugs



Please wear a mask



Remember to wash your hands

